

Zambian Export Price of Anti-Certification Automated Distribution Network CIF




Overview


Fill in the cells on the spreadsheet and you can calculate your selling prices based on the Incoterm chosen. You can view the Country's tariff currently applicable for each commodity by using the search feature below with selection by either HS code or by text (keywords). Commodities are classified using the Harmonized System (HS Code) which is compliant with the WCO standard. In the results screen you. OFAC provides users with easy access to regularly updated ready-to-download Sanctions lists. OFAC also provides users with the option to create custom sets of data based on. This is in line with Article VII of the General Agreement on Tariffs and Trade (GATT) 1994, which involves six valuation methods. Use the Trade Outcomes module to assess competitiveness of countries by calculating and visualizing indicators Getting the balance right: Minimizing food safety risks and. This consolidated list includes the Foreign Sanctions Evaders List, the Sectoral Sanctions. The United Nations Comtrade database aggregates detailed global annual and monthly trade statistics by product and trading partner for use by

governments, academia, research institutes, and enterprises. Data compiled by the United Nations Statistics Division covers approximately 200 countries and.

Zambian Export Price of Anti-Certification Automated Distribution N




Data compiled by the United Nations Statistics Division covers approximately 200 countries and represents more than 99% of the world's merchandise trade. Information can be extracted in a variety...



During the last five reported years, the exports of Zambia have increased by \$3.92B from \$10.7B in 2019 to \$14.7B in 2024. The most recent exports are led by Raw Copper (\$7.44B), Refined Copper ...



Drill down into Zambia's export data at the tariff-line level to understand product demand, price trends, and market competitiveness. Download data in Excel or CSV formats, perfect for market research, ...



OFAC provides users with easy access to regularly updated ready-to-download Sanctions lists. Users can choose to download from either the Specially Designated Nationals (SDN) List or the ...



More information on how Sanctions List Search works, how the scoring is calculated, who may use the tool, and other topics can be found in the frequently asked questions available here.



You can view the Country's tariff currently applicable for each commodity by using the search feature below with selection by either HS code or by text (keywords). Commodities are classified using the ...



Use WITS to obtain merchandise trade (exports, imports), tariff and non-tariff (NTM) data, perform tariff cut simulation and analyze trade competitiveness of countries.



Fastmarkets is a leading cross-commodity price reporting agency (PRA) in the agriculture, forest products and metals and mining markets. We give customers the insights to trade today and ...



Zambia Revenue Authority has since 2018 been electronically controlling the valuation of selected products for the purposes of levying duties and taxes at importation.



This calculation sheet helps you calculate an export price in your own currency. Fill in the cells on the spreadsheet and you can calculate your selling prices based on the Incoterm chosen.

Contact Us

For more information, pricing, or custom solutions, please contact us:

Website: <https://www.indzawo.co.za>

Email: sales@indzawo.co.za

Phone: +27 71 296 8473

Address: 22 Quantum Street, Midrand, 1685, Gauteng, South Africa

This document is for informational purposes only. Specifications subject to change without notice.

