

# What does capacitor relay protection mean



## Overview

Overcurrent protection involves the use of relays to detect excessive current flow through the capacitor bank. This prevents damage to the capacitors and other components in capacitor banks used for compensation of reactive power in utility and industrial power distribution systems. The relay is also intended for protection of a significant harmonic component is below or equal to the 11th harmonic, not exceed 160 mm when flush mounted so as not to foul with other. This overcurrent relay detects an asymmetry in the capacitor bank caused by blown internal fuses, short-circuits across bushings, or between capacitor units and the racks in which they are mounted. They are used to correct power factor, stabilize voltage levels, and reduce losses in the power system. Capacitors are widely used in power systems for VAR regulation and PF control. Capacitor banks need to be protected against. The KSR1 is a modern single-phase unbalance protection relay which covers a wide range of typical monitoring scenarios in MV and HV applications.

## What does capacitor relay protection mean



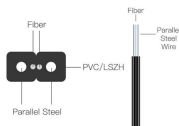
Capacitor should charge within 500-700ms and be able to keep relay latched for 2-3 seconds. Since I have to charge capacitor quickly, I need to factor ...



The relay shall have undercurrent protection for detecting disconnection of the capacitor bank. To avoid an undercurrent trip when the capacitor bank is disconnected from the power system, the ...



In addition to the relay functions described above the capacitor banks needs to be protected against short circuits and earth faults. This is done with an ordinary two- or three-phase ...



Generally for long distance control cables, cable capacitance may be sufficient to turn on the relay even when the applied voltage is removed. So connecting a capacitor in parallel with coil ...



Overcurrent protection involves the use of relays to detect excessive current flow through the capacitor bank. When an overcurrent condition is detected, the relay trips the circuit breaker to isolate the ...



Trench's capacitor protection relay is specifically designed to provide comprehensive protection of medium and high voltage capacitor banks and filter installations, thereby enhancing the safety and ...




The application of protective relays on transmission-line series capacitor banks is covered. The purpose of this guide is to provide the reader with ample discussion of the protection and control issues ...




If multiple capacitor elements fail and the resulting voltage rise exceeds 10% of the nominal voltage, then the relay should generate a trip signal. It will isolate the capacitor bank ...



Product Overview □ The Capacitor Protection Relay is designed for low-voltage (LV) and medium-voltage (MV) capacitor bank protection and is typically installed in switchgear cabinets within ...



Our equations tie together the unbalance protection operating signals, the number of failed capacitor units, and the internal overvoltage caused by the failure.



Failed capacitor elements, as well as rack faults, cause a change in measured voltages, resulting in a change of ratio. Depending on the amplitude of this change, the protection relay can issue an alarm ...



The capacitor protection relays KSR monitor and protect valuable property at a very competitive price in MV (10 kV / 20 kV / 30 kV) or HV (60kV / 110 kV) applications. The KSR will measure, warn and if ...



Capacitor Protection Relays consist of a number of different protection elements such as overcurrent, overvoltage, differential protection, etc. They also have ...

## Contact Us

For more information, pricing, or custom solutions, please contact us:

Website: <https://www.indzawo.co.za>

Email: [sales@indzawo.co.za](mailto:sales@indzawo.co.za)

Phone: +27 71 296 8473

Address: 22 Quantum Street, Midrand, 1685, Gauteng, South Africa

This document is for informational purposes only. Specifications subject to change without notice.

