

UPS Uninterruptible Power Supply System Commissioning Report



Overview

The UPS System located normally in the LV rooms supports critical telephone & data room sockets, central equipment in the BMS, Server and security rooms etc. for a period of 30 minutes until power is restored. This guide outlines the step-by-step process of the key steps to commissioning a UPS system, helping you understand what to expect when an engineer commissions. This document is a detailed guide for Commissioning of a new Uninterruptible Power Supply system (UPS). The commissioning is best performed by an independent, third party, commissioning agent (CA) that is not employed by either the equipment vendor or the installer.

UPS Uninterruptible Power Supply System Commissioning Report



During the commissioning phase, this checklist provides a safe, consistent method for the initial inspection, checkout, testing, & data documentation of Uninterruptible Power Supply (UPS) & ...



The document outlines testing and commissioning procedures for an uninterruptible power supply (UPS) system. It includes precommissioning checks like verifying ...



It identifies potential failure modes, basic troubleshooting techniques, and preventive measures, as well as a basic background description of UPS systems.




This document is a detailed guide for Commissioning of a new Uninterruptible Power Supply system (UPS). The commissioning is best performed by an independent, third party, commissioning agent ...



The document outlines testing and commissioning procedures for an uninterruptible power supply (UPS) system. It includes precommissioning checks like verifying installation is complete and wiring is correct.




Below document covers the uninterruptible power supply UPS system installation, testing and commissioning method statement. Before starting the UPS installation work, user manual must be ...



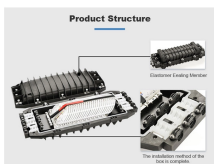
UPS system provides continuous, regulated AC power to the loads under normal and abnormal conditions, including loss of the utility AC power. The purpose of this procedure is to define the step ...



Commissioning Report: After successful UPS startup, a report listing completed tasks and key baseline readings will be kept on file by the Eaton service team for future reference during troubleshooting, ...



Following this step-by-step guide ensures that your UPS system is commissioned accurately and efficiently, providing reliable power protection for your business.



To follow manufacturer recommendations attached for the requirements from Electrical Contractor - Sub-Contractor- before start the testing and commissioning of the system.



This electrical commissioning procedure and technical specification provide a comprehensive framework for commissioning and maintaining uninterruptible power systems (UPS), batteries, and chargers.

Contact Us

For more information, pricing, or custom solutions, please contact us:

Website: <https://www.indzawo.co.za>

Email: sales@indzawo.co.za

Phone: +27 71 296 8473

Address: 22 Quantum Street, Midrand, 1685, Gauteng, South Africa

This document is for informational purposes only. Specifications subject to change without notice.

