

Requirements for the size of the opening in the distribution box



Overview

The NEC has outlined specific requirements for junction boxes to ensure the safety and proper installation of electrical wiring systems. Here are some of the requirements that your business will need to follow. The NEC is a standard guideline for electrical installation and safety practices in the United States. The NEC provides guidelines for installing electrical wiring, equipment and other electrical components to ensure that all electrical systems in the United States are installed safely and properly. Every three years, the NEC is updated to keep up. No. As long as the cover meets certain requirements, it's fine to cover a junction box. The NEC requires that junction box covers be accessible, which means you should be able to remove them without damaging the building structure or finishes. You should also have safe access to the electrical connections inside the junction box for maintenance or. The NEC does not have specific requirements for NEMA (National Electrical Manufacturers Association) as these enclosures are separate organizations that set standards for electrical enclosures. However, the NEC requires installing electrical enclosures, including NEMA enclosures, in a way that is safe and compliant with code requirements. Browse Ou. NEMA and NEC are

two separate organizations that provide guidelines for different aspects of electrical installations. NEMA standards: 1. Focus on the construction and performance of electrical enclosures 2. Cover a wide range of enclosures, including industrial, commercial and residential applications 3. Provide detailed specifications for enclosu.

Requirements for the size of the opening in the distribution box



Choosing the right electrical junction box size is crucial for safety and code compliance in your US projects. This guide helps you determine the correct dimensions based on wire fill capacity, ...



(3) Support Fittings Fill. Where one or more luminaire studs or hickey are present in the box, a single volume allowance in accordance with Table 314.16(B) shall be made for each type of fitting based on ...









Too many times it is discovered that there are too many conductors without any grace given to spacing when the box is opened. Proper box sizing is required for heat dissipation, ...



It provides the key rules for sizing boxes based on conductor sizes of 4 AWG and larger, including minimum dimensions for straight pulls, angle pulls, U pulls, and splices. It also discusses the ...



These rules define when you must install a box, how large it must be, how you must install it, and how inspectors evaluate compliance. This guide breaks down the actual rules inspectors ...

	<p>These rules define when you must install a box, how large it must be, how you must install it, and how inspectors evaluate compliance. This guide ...</p>
	<p>Where the opening to the box is less than 8 inches in any dimension, at least 3 inches of that free conductor must extend outside the opening. This ensures there's enough wire to work with ...</p>
	<p>The box has to allow a 90-degree opening of equipment doors. The required height of the working space is determined by the voltage of the equipment that is being installed.</p>
	<p>If the box opening is less than 8 inches in any direction, each wire must stick out at least 3 inches from the box opening. This extra length helps you make safe and easy connections.</p>
	<p>The National Electrical Code (NEC) requirements might seem like bureaucratic red tape, but they're more like the safety rails that keep everything running smoothly and prevent dangerous surprises.</p>
	<p>Use this box fill calculator to find the correct size of electrical utility box to fit the conducting wires, grounding wires, and devices or equipment you would need to install and have it pass the National ...</p>

Contact Us

For more information, pricing, or custom solutions, please contact us:

Website: <https://www.indzawo.co.za>

Email: sales@indzawo.co.za

Phone: +27 71 296 8473

Address: 22 Quantum Street, Midrand, 1685, Gauteng, South Africa

This document is for informational purposes only. Specifications subject to change without notice.

