


Reasons for delayed relay protection startup



Overview

This may involve reconfiguring the relay settings, adjusting pickup or time delay values, or replacing faulty hardware components. Motor protection relays protect against damage and downtime caused by problems such as overcurrent, phase loss, voltage unbalance and more. Unlike old-fashioned overload relays, modern relays are intelligent electronic devices that can tell the operator which condition triggered a shutdown. A current-limiting fuse can cut off the short-circuit current before it reaches damaging levels. Troubleshooting involves identifying and resolving issues that can arise in relay protection systems, such as faulty operation. Selective short-circuit protection can be achieved in different ways, such as: Time-graded protection Time- and current-graded protection A straightforward way of obtaining selective protection is to use time grading. The principle is to grade the operating times of the relays in such a way that.



With jam protection, the relay must be smart enough to know when the motor is in startup mode, when it temporarily disables the jam protection. Without this ability, one must specify a time delay after which ...



If a start is sensed by the relay through monitoring current and/or start device closure, but the speed switch does not operate, the relay element uses the safe stall time setting to trip the motor before ...



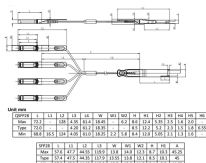
Note that the time delay in all of the above relays is beneficial when system loads temporarily fluctuate to the overload limits. It allows continued operation of the motor without a trip.



With jam protection, the relay must be smart enough to know when the motor is in startup mode, when it temporarily disables the jam protection. Without this ability, one must specify a time delay after which ...




The team then analyzed the relay failure reports for data in two areas: factors leading to relay degradation, including service condition and duty cycle; and the failure modes and causes identified ...



If a start is detected by the protection relay through monitoring current and/or start device closure, but the speed switch does not operate, the protection relay element uses the safe stall time setting to trip ...



This paper studies the failure causes of relay protection switching power supply, and concludes that electrolytic capacitor is the key component ...



Protection Coordination Principles Relay coordination is the process of selecting settings that will assure that the relays will operate in a reliable and selective way. In OC relays the coordination is based on ...

Contact Us

For more information, pricing, or custom solutions, please contact us:

Website: <https://www.indzawo.co.za>

Email: sales@indzawo.co.za

Phone: +27 71 296 8473

Address: 22 Quantum Street, Midrand, 1685, Gauteng, South Africa

This document is for informational purposes only. Specifications subject to change without notice.

