



Principles and Applications of Ultraspectral Spectrometer



Overview

Ultraviolet-visible (UV-Vis) spectroscopy is a widely used technique in many areas of science ranging from bacterial culturing, drug identification and nucleic acid purity checks and quantitation, to quality control in the beverage industry and chemical research. UV spectroscopy is a type of absorption spectroscopy in which light of the ultra-violet region. Ultraviolet spectrophotometry is a powerful technique often employed in various fields of science. A UV-Vis spectrophotometer measures the amount of light that enters. The Thermo Scientific NanoDrop Lite Plus Spectrophotometer is a valuable, affordably priced tool for teaching students molecular biology principles and experimental techniques. The compact and portable unit fits on any lab bench and provides fast, accurate measurements from only 1–2 μL samples. This article will describe how. ps (e., aldehyde ng reaction progress by tracking absorbance c ys s, protein quantificati ag ut rium lamp) and visible (Tungsten/Halogen lamp l ti t.

Principles and Applications of Ultraspectral Spectrometer




What is UV Spectroscopy? Spectroscopy is the measurement and interpretation of electromagnetic radiation absorbed or emitted when the molecules or atoms or ions of a sample ...



In this exploration, we shall delve into the various types of ultraviolet spectrophotometers, highlight significant principles of operation, and examine practical applications.



UV-Vis spectroscopy can distinguish between different compounds—such as pharmaceuticals, polymers, or nanomaterials—by comparing their absorption spectra, making it an invaluable tool for ...



Ultraviolet photoelectron spectroscopy (UPS) is an important technique for measuring the energies of the valence states of metallic, semiconducting and adsorbate-covered metal and ...



Data System: Displays absorbance/transmittance spectra. This technique is widely used due to its simplicity, accuracy, and broad applic.



This document discusses UV spectroscopy, including its principle, instrumentation, and applications. UV spectroscopy involves using ultraviolet light in the 200-400 nm range to excite electrons in molecules ...



Explore how UV-Vis spectroscopy works, its key components, strengths, limitations and wide-ranging applications from nucleic acid analysis to pharmaceuticals.



Core Principles and Varied Applications of Ultraviolet (UV) Spectroscopy in Analytical Chemistry



Explore how UV-Vis spectroscopy works, its key components, strengths, limitations and wide-ranging applications from nucleic acid analysis to ...



Teaching and practical training of UV-Visible spectroscopic techniques for elemental and structural analysis of materials are an important part of many chemistry curriculums.



UV-Vis spectrophotometry is a sophisticated analytical method for measuring light absorption across the ultraviolet (UV) and visible (Vis) ranges of the electromagnetic spectrum that is ...

Contact Us

For more information, pricing, or custom solutions, please contact us:

Website: <https://www.indzawo.co.za>

Email: sales@indzawo.co.za

Phone: +27 71 296 8473

Address: 22 Quantum Street, Midrand, 1685, Gauteng, South Africa

This document is for informational purposes only. Specifications subject to change without notice.

