





## Masonry Engineering Distribution Box Opening

### Ordering information

NO.	1	2	3	4
Model	F5041	F5042	F51243	F51644
Product name	Patch Panel	Patch Panel	Patch Panel	Patch Panel
Illustration				
HU	1	2	3	4
Maximum number of cores	96	192	288	384
Product size (excluding modules and adapters)	482.6*208.7*43.7mm	482.6*208.7*88.1mm	482.6*208.7*132.5mm	482.6*208.7*177.7mm
Standard color code	RAL9005	RAL9005	RAL9005	RAL9005



## Masonry Engineering Distribution Box Opening



Home Boxes & Commercial Fittings Steel City  
Masonry box View Larger Representative Image  
Alternate Catalog No. : GW 125 G Catalog No. :  
GW125G Description: STL GANGABLE MSNRY ...



The gangable feature allows the option of creating a multiple gang box from a single gang box by simply removing the combo head screw holding the side with a #2 bit and connecting the two (or more) ...



City Electric Supply offers a comprehensive selection of masonry electrical boxes, designed to support electrical installations in concrete, brick, and other masonry structures. Our products, including ...




This prevents the masonry from cracking or damaging the electrical connections. Masonry electrical boxes installation is a challenging but rewarding process that requires attention to detail ...



Home Boxes & Commercial Fittings Steel City  
Masonry box View Larger Representative Image  
Alternate Catalog No. : GW 125 G Catalog No. :  
GW125G ...



Is this installation code compliant even if these boxes are installed in the compartment between the block and the brick? The exterior wall is wet location and all devices have to be installed ...



Standard wall plates cover box opening Masonry boxes are designed to accommodate the mounting of switches or other devices in masonry walls 2-1/2 in deep boxes are used in 4 in block walls, 3-1/2 in ...




Box and goalpost frames are critical in structural engineering for creating stable openings, particularly in existing rear walls of residential buildings. These frames provide structural ...




Masonry boxes accommodate and safeguard power as well as data outlets from the irregular cut openings of the masonry walls. They support flush installation of electronic devices in masonry ...



A designers" checklist for specifiers of materials and construction methods on projects in which masonry is being used (incorporating; masonry units, common pitfalls and a rudimentary ...



PG& E may revise its design and construction documents relating to applicant service requirements between updates to this manual. Except when required by law, PG& E applies only those ...



Adding new openings to existing masonry is quite common, but it is a complex engineering task. Most of the work is in the planning stage: reviewing the architectural requirements, the existing conditions, ...

## Contact Us

For more information, pricing, or custom solutions, please contact us:

Website: <https://www.indzawo.co.za>

Email: [sales@indzawo.co.za](mailto:sales@indzawo.co.za)

Phone: +27 71 296 8473

Address: 22 Quantum Street, Midrand, 1685, Gauteng, South Africa

This document is for informational purposes only. Specifications subject to change without notice.

