

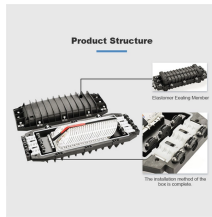
Management of Power Relay Protection Setting Sheets



Management of Power Relay Protection Setting Sheets



This document outlines the management of nominal protective relay settings within IPS-SYSTEMS™, detailing their purpose, functionality, and integration into the system.



This manual provides information and instructions for installing, setting, config-uring, and operating the SEL-351S Relay. The manual is for use by power engi-neers and others experienced in ...




The recommendations and guidelines in this document are based on the experience and judgment of WECC members and include criteria for developing protection system best practices that, when ...



With the protection and control technologies evolved from electro-mechanical relay to microprocessor based digital relay, and now towards intelligent electronic device (IEDs), the concept and the scope ...



This handbook covers the code of practice in protection circuitry including standard lead and device numbers, mode of connections at terminal ...



Welcome to the Protection Application Handbook in the series of booklets within the LEC support programme of BA THS BU Transmission Systems and Substations. We hope you will find it useful in ...




Documents sorted by newest first. The SEL-710 Motor Protection Relay dynamically calculates slip. This premiere motor protection scheme allows maximum start times. Thermal motor protection models ...



Relay coordination is the process of selecting settings that will assure that the relays will operate in a reliable and selective way. In OC relays the coordination is based on the relay time-current ...



Protection is needed to detect electrical faults and abnormal operating conditions. Protection is also needed for protecting people and property around the power network. The protected zone is the part ...



Abstract: Protective relays and devices have been developed over 100 years ago to provide “last line” of defense for the electrical systems. They are intended to quickly identify a fault and isolate it so the ...



It manages power system data, relay locations, documentation, settings, and test activities. It increases efficiency through automatic data import, test templates, ...

Contact Us

For more information, pricing, or custom solutions, please contact us:

Website: <https://www.indzawo.co.za>

Email: sales@indzawo.co.za

Phone: +27 71 296 8473

Address: 22 Quantum Street, Midrand, 1685, Gauteng, South Africa

This document is for informational purposes only. Specifications subject to change without notice.

