


Installation of Enclosed Low-Voltage Distribution Box

Pre-Terminated Patch Panel


- Standard 19" width
- Max 144 fibers in 1U
- Ultra-High Density Ready



Dual-rail, easy install & maintain



Lightweight ABS MPO cassette



Premium sheet metal with matte coating



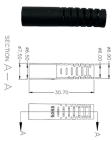
Installation of Enclosed Low-Voltage Distribution Box



This instruction manual is expressly intended to cover the installation, operation and maintenance of Magnum DS metal-enclosed low-voltage assemblies used with Magnum DS, Magnum SB or Series ...



The Contractor shall be responsible for supply and installation of all power skirting complete with corner pieces, splices, end pieces, junction pieces, supply conduits, cover plates and power outlets as ...



View and Download Siemens WL Series instruction & installation manual online. Low Voltage Metal-Enclosed Switchgear. WL Series power distribution unit pdf manual download. Also for: 11-c-9100-01.



Indoor location protected from moisture and dramatic temperature changes. For longest equipment life, install the switchgear in an enclosed room with temperature and humidity control and filtered, and ...



This instruction manual contains important procedures and information pertinent to the receiving, handling, storage, installation, operation and maintenance of Magnum PXR metal-enclosed low ...



Design requirements for low voltage distribution boxes Voltage and current ratings You must always check the voltage and current ratings before choosing a low voltage distribution box. ...



Design requirements for low voltage distribution boxes Voltage and current ratings You must always check the voltage and current ratings before ...



Begin by selecting a suitable location for the control room or structured cabling enclosure, where all low voltage cables will run to and from. Install the structured media enclosure ...



All safety codes, safety standards and/or regulations must be strictly observed in the installation, operation and maintenance of this equipment. Only authorized personnel should be allowed to work ...



Whether you're mounting an iPad or touchscreen, adding an Ethernet jack, running coax, HDMI, or installing a keystone wall plate, this video walks you through the full process from start to ...



Safely install your low voltage media boxes in open walls. Learn selection, mounting techniques, and high-voltage separation requirements.



Before starting the installation, finding a proper place for putting the distribution box is crucial, because it largely decides the safety and convenience ...

Contact Us

For more information, pricing, or custom solutions, please contact us:

Website: <https://www.indzawo.co.za>

Email: sales@indzawo.co.za

Phone: +27 71 296 8473

Address: 22 Quantum Street, Midrand, 1685, Gauteng, South Africa

This document is for informational purposes only. Specifications subject to change without notice.

