

Installation of Belgian Double-Row Cold Aisle Cabinets



Overview

Page 4 Issue 02 (2015-06-30) Updated the skylight, sliding door, and cross-pillar aisle containment installation methods Issue 01 (2014-12-20) This issue is the first official release. High energy costs and accelerated energy consumption has forced data center managers to implement strategies to achieve separation between the hot and cold air in the data center. 120 cm 120 cm 120 cm 118 cm 118 cm 123 cm 118 cm 120 cm canovate | info@canovate P. +90 216 484 2222 Cold Aisle. Boost Cooling Efficiency & Cut Energy Costs: Containment ensures cold air is directed to where it is needed, and hot air is returned to cooling units without mixing. Improved air separation lowers your Power Usage Effectiveness (PUE) and leads to lower energy and operating costs. Reduce Bypass. Beyond implementing basic measures such as sealing moisture out of the data center and improving air flow, aisle containment to prevent the mixing of hot and cold air stands out as a method that can dramatically reduce energy costs, minimize hot spots and improve the carbon footprint of data. Cold aisle containment (CAC) is a proven data center cooling strategy that creates physical barriers around cold air supply zones, preventing contamination from hot exhaust air and eliminating

the energy-wasting effects of air mixing. A CAC system surrounds the cold aisle and it keeps cold supply air separate from hot server exhaust air.

Installation of Belgian Double-Row Cold Aisle Cabinets



The CAC approach encloses the cold aisle with ceiling panels above the aisle between adjoining racks and with doors at the end of the aisle, so the cold air from the perforated floor tiles in front of the ...




Explore sliding and swinging options for cabinet-to-cabinet and cabinet-to-wall applications. Our easy-to-install doors are offered up to 102" high and available in single and dual openings.



The Electronics Industries Association (EIA) establishes standards for cabinets and racks intended for use with computers and other electronic equipment. All of the servers discussed in this guide are ...




EDP can build the roof structure at the height of the tallest cabinet in an aisle. It can also raise the roof structure to give more headroom above the cold aisle.



Our aggressively engineered approach reduces acquisition and installation costs, while providing the ultimate in effectiveness. We can custom design solutions to fit any site situation and, of course, not ...



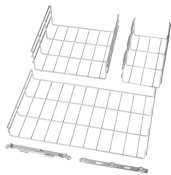
Designed to your specification, it can be custom configured to fit any white space layout, enabling a precise fit and streamlined installation. With a choice of single to double doors, Tate's Cold Aisle ...



Most parts of the aisle containment components are designed by modular, which allows quick deployment on site and address changing needs or future expansion with pay-as-you grow ...



If the column is between the aisle and an empty cabinet space, you can choose to install one or two cable trough support plates based on the empty cabinet space the column occupies.



Complete cold aisle containment guide for data centers. Learn CAC benefits, implementation steps, and achieve 35% cooling cost reduction.

Contact Us

For more information, pricing, or custom solutions, please contact us:

Website: <https://www.indzawo.co.za>

Email: sales@indzawo.co.za

Phone: +27 71 296 8473

Address: 22 Quantum Street, Midrand, 1685, Gauteng, South Africa

This document is for informational purposes only. Specifications subject to change without notice.

