

## How to use the Newport optical power meter



### Overview

This video shows how to easily and quickly set up your 843-R, configure it with a detector, and specify the desired measurement for the wavelength of your source. For more information, please see the 843-R/843-R-USB Laser Power Meter User Manual – in particular, section "2. 1. The 1830-C is designed to take continuous wave optical power measurements and is compatible with all of Newport's Low-Power Semiconductor photodetectors. 843-R has two display modes: a large digital display with a bar graph or with a high resolution simulated analog needle. If found to be defective during the warranty period, the product will. The accuracy and calibration of this instrument and photodetector (where applicable) is traceable to the National Institute for Standards and Technology through equipment which is calibrated at planned intervals by comparison to the certified standards maintained at Newport Corporation.


## How to use the Newport optical power meter



The 1830-C is designed to take continuous wave optical power measurements and is compatible with all of Newport's Low-Power Semiconductor photodetectors. A ...



When using 818 Series detectors with the 840-C, a calibration module needs to be attached to the detector (818-xx/CM), assuring the correct reading at any pre-selected wavelength. Newport's new ...



Virtual Power Meters Optical Wavelength and Power Meters Optical Power Meter & Sensor Kits  
©2025 Newport Corporation. All rights reserved.



The 841-PE Handheld Power and Energy Meter automatically recognizes all Newport low-power, high-power and energy detectors terminated with a 15-pin connector. All calibration and technical data ...



Please carefully read this instruction manual before using the Model 1815-C Optical Power Meter. If any operating instructions are not clear, contact Newport Corporation.




The Newport 70310 optical power meter user manual provides detailed information on how to operate and interface with this advanced, microprocessor-based instrument.



Before using the OTDR to measure, the operator should ensure that the type of fiber connector is consistent with the instrument's optical connector and please prepare cleaning



**FAMILIARIZATION** This section contains detailed information needed to prepare and operate the Model 70310 Optical Power Meter for independent operation as a voltage or current measurement ...




It provides instructions on how to use the laser power meter with different types of sensors including: 1) Thermal sensors for measuring laser power and energy, ...



Four family types of photodetectors can be used with our optical meters: Low-Power Semiconductor Photodiodes, High-Power Thermopile Detectors, Pyroelectric Energy Detectors and Integrating ...



The Models 1931/2931 Series Optical Power Meters may be placed on any reasonably firm table or bench during operation. The front legs of the unit can be pulled out to tilt the unit at an angle, if desired.



The 843-R low cost power meter is capable of measuring power level from pJ and pW to thousands of Watts, in a compact body. 843-R has two display modes: a large digital display with a bar graph or ...



The 1830-C is designed to take continuous wave optical power measurements and is compatible with all of Newport's Low-Power Semiconductor photodetectors. A family tree of the 1830-C compatible ...



At the end of the charging time, the Optical Meter can be used without the external power supply. For the highest precision and accuracy, the 1918-C Optical Meter should be allowed to warm up for one ...



Operation consists of using the Model 840-C to perform basic DC and AC peak-to-peak optical power measurements, compensating for dark current and ambient ...

## Contact Us

For more information, pricing, or custom solutions, please contact us:

Website: <https://www.indzawo.co.za>

Email: [sales@indzawo.co.za](mailto:sales@indzawo.co.za)

Phone: +27 71 296 8473

Address: 22 Quantum Street, Midrand, 1685, Gauteng, South Africa

This document is for informational purposes only. Specifications subject to change without notice.

