

How to peel off the skin from a bundle of tail fibers





Overview


Carefully cut and separate the skin from each side of the tailbone. Continue to cut, peel, and finesse the bone until it comes out clean. Makes tail stripping simple and easy. After the tail bone is removed, insert this tail slitting guide in the tail and you are assured a straight cut with a regular knife. The Wiebe zipper will save you. It is so disappointing to be skinning out a nice prime furbearer and break the tail off right from the start. Its fairly simple to get the tail out whole, by using either a pair of pliers or a tail stripper. Didn't realise what sub this was at first. ☹️ I know I am too late for this one but next time don't split it. They have a hook kinda like a deer hook.




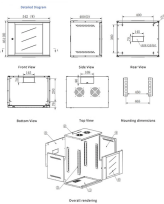
How to peel off the skin from a bundle of tail fibers

	<p>The meaning of PEEL is to strip off an outer layer of. How to use peel in a sentence.</p>
---	--

	<p>Pat with a towel and air dry. On the bottom (white hair) side, make a single cut down the center of the tailbone all the way from the base to the tip of the tail. Carefully cut and separate the ...</p>
---	--

	<p>Makes tail stripping simple and easy. Will last a lifetime. Made of dye-cast aluminum. Pulls tail skin off easy. This wonderful tool slits tails but also does an excellent job of gutting deer and opening beaver. ...</p>
--	--

	<p>The skinning process is lengthy, but we'll assume the hide is off and intact to explain the tanning steps. I like to skin from the tarsals to the jaw for this purpose.</p>
---	--

	<p>If you didn't get all the epidermis off, the hide can be soaked in a bucket another day to swell the epidermis, and then it will scrape off quite easily. After the hair and epidermis have been removed, ...</p>
---	--



When you peel fruit or vegetables, you remove their skins. She sat down and began peeling potatoes. [VERB noun]



The first step in tanning deer hide is to soak the skin in a plastic bucket full of warm water until it has softened. Change the water often. Once the hide is soft, squeeze out excess water and ...



PEEL definition: 1. to remove the skin of fruit and vegetables: 2. If a layer or covering peels, it slowly comes.... Learn more.



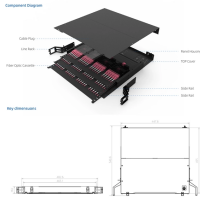
Not only are all of those holes undesirable, the edge of a skin is difficult to tan and usually ends up stiff, so cut the skin off of the frame with a knife (later, you can ...



Not only are all of those holes undesirable, the edge of a skin is difficult to tan and usually ends up stiff, so cut the skin off of the frame with a knife (later, you can unlace the long edge portion of skin and ...




PEEL definition: to strip (something) of its skin, rind, bark, etc.. See examples of peel used in a sentence.



Having the tail whole and intact sure gives your finished hide a nice look. Its fairly simple to get the tail out whole, by using either a pair of pliers or a tail stripper.



For the beginner, breaking a home tanned hide can be very hard depending on what information you found for directions on doing the job. Several methods have been applied and used over the years ...



The first step in tanning deer hide is to soak the skin in a plastic ...



I used a tail puller on a coon tail and when pulling the tip of the tail hide stayed on the bone. Prior to pulling I split the tail down to the last inch where it was too thin to split.



You can split it to get the bone out, or you can strenuously pull it the same way you would if it was still attached to the body. It was difficult and took a few hours and two people to pull, ...

Contact Us

For more information, pricing, or custom solutions, please contact us:

Website: <https://www.indzawo.co.za>

Email: sales@indzawo.co.za

Phone: +27 71 296 8473

Address: 22 Quantum Street, Midrand, 1685, Gauteng, South Africa

This document is for informational purposes only. Specifications subject to change without notice.

