

How to install a white electrical distribution box guardrail




Overview

In this comprehensive guide, we will walk you through the step-by-step process of installing W-Beam guardrails to enhance road safety. Choose the right box based on environment (indoor/outdoor), load capacity, and durability. Check for proper IP/NEMA ratings and material quality. Ensure safe placement: install in. Learn how to wire a distribution box step by step! This video shows real on-site footage of electrical installation, demonstrating safe and standardized wiring methods used by professionals. For more information on Guardrail Inspection, Maintenance, and Installation Information, please contact the Office of Safety, Aimee Zhang (Aimee. The success of your guard rail entirely depends on how well it is installed.

How to install a white electrical distribution box guardrail



Learn how to install a distribution box safely and correctly. Covers wiring, placement, standards, and expert tips for a compliant setup. A distribution box is the heart of any electrical ...




The document is intended to help electrical engineers and supervisors install distribution boards for electrical projects according to contract requirements and specifications.



Learn how to wire a distribution box step by step! This video shows real on-site footage of electrical installation, demonstrating safe and standardized wiring methods used by...



Installing and securing the correct box is a foundational step in creating a safe and reliable electrical system. This guide covers the preparation and procedures necessary to install an electrical ...




Proper installation of W-Beam guardrails is essential to maximize their effectiveness. In this comprehensive guide, we will walk you through the step-by-step process of installing W-Beam ...



First of all, you need to have a simple understanding of the definition of a distribution box, and make it clear which kind of distribution box you want to install. This is important to properly install it.



Electrical box installation is regarded as easy work—more like carpentry than electrical wiring. But there are still some common errors that do-it-yourselfers frequently make. Follow these ...



Only install guardrail on flat dry clean surfaces under conditions where adequate illumination is provided. If it is necessary to remove guardrails during a portion of a particular job, make sure to re-secure the ...



For more information on Guardrail Inspection, Maintenance, and Installation Information, please contact the Office of Safety, Aimee Zhang (Aimee.Zhang@dot.gov) 202-366-6537. Last updated: ...



The installation of your guard rail system needs to meet the height, strength, and placement standards set by OSHA Requirements, along with the regulations of local building codes.



The installation of your guard rail system needs to meet the height, strength, and placement standards set by OSHA ...

Contact Us

For more information, pricing, or custom solutions, please contact us:

Website: <https://www.indzawo.co.za>

Email: sales@indzawo.co.za

Phone: +27 71 296 8473

Address: 22 Quantum Street, Midrand, 1685, Gauteng, South Africa

This document is for informational purposes only. Specifications subject to change without notice.

