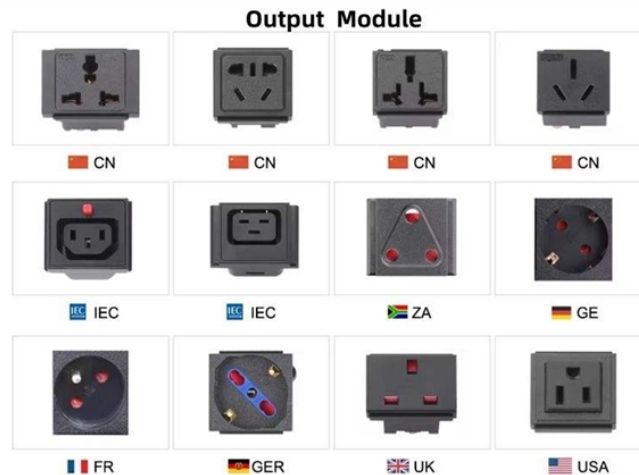


How to calculate voltage in a distribution box



Why Choose Us



Overview

The foundational formula is $\text{Power (Watts)} = \text{Voltage (Volts)} \times \text{Current (Amps)}$, or $P = V \times I$. To determine the necessary capacity, sum the wattage ratings of all equipment that will operate simultaneously and divide that total by the source voltage to find the minimum. Before we dive into calculations, let's get familiar with a few essentials: 1. Your Project's Total Power Demand This isn't just adding up wattages randomly. Think of your home as a busy kitchen—not every appliance runs at once. Do you really need the hair dryer, microwave, and vacuum running. Professional electrical panel schedule tool for creating detailed load distributions, calculating circuit loads, balancing phases, and ensuring NEC compliance for electrical distribution panels. Panel schedules are essential for electrical system documentation, load analysis, and NEC compliance. Power Supply is 430V (P-P), 230 (P-N), 50Hz. 6 for Non Continuous Load & 1 for Continuous Load for Each Equipment. Designing an electrical power distribution system is a crucial process that ensures the safe and efficient delivery of electricity to homes. One of the primary calculations involves determining the power rating of the circuits connected to the outside power box.

How to calculate voltage in a distribution box



The function of the electric power distribution system in a building or an installation site is to receive power at one or more supply points and to deliver it to the lighting loads, motors and all other ...



Okay, let's talk distribution boxes. You know that metal cabinet packed with switches and wires you see in basements? Yeah, that's the heart of your electrical system. Getting its sizing right isn't just about ...



Comprehensive guide to designing, calculating loads, building, and ensuring code compliance for your DIY power distribution system.




By mastering these calculations and adhering to best practices, electrical engineers can design and implement efficient, reliable, and safe power distribution systems that meet the demands of modern ...




In the following example, we will show you how to calculate the right size of three phase 400V distribution board which is mostly applicable in countries following the IEC rules e.g. UK, EU and ...



Professional electrical panel schedule tool for creating detailed load distributions, calculating circuit loads, balancing phases, and ensuring NEC compliance for electrical distribution panels.



Electrical service capacity, measured in amps, shows how much electricity flows through your home's wires. Most homes receive between 100 and 200 amps, though older houses might ...



Design Distribution Box of one House and Calculation of Size of Main ELCB and branch Circuit MCB as following Load Detail. Power Supply is 430V (P-P), 230 (P-N), 50Hz.



The document calculates the size of branch circuit MCBs and a main ELCB for a distribution box based on the loads connected. It determines that the total load current is 32A based on the branch circuits.



Learn how to design an electrical power distribution system step by step, covering load analysis, voltage selection, equipment choice, and safety compliance.

Contact Us

For more information, pricing, or custom solutions, please contact us:

Website: <https://www.indzawo.co.za>

Email: sales@indzawo.co.za

Phone: +27 71 296 8473

Address: 22 Quantum Street, Midrand, 1685, Gauteng, South Africa

This document is for informational purposes only. Specifications subject to change without notice.

