


How to adjust the eye diagram in a network analyzer



Overview

To switch to a scale setting mode, click the Auto Scale or Manual radio button in the Scale/Mask bar. The Offset value here is the value that the center vertical scale line. Eye diagram measurements and eye mask testing with the R&S® ZNB-K20 extended time domain option. You can diagnose problems, such as attenuation, noise, jitter, and dispersion that arise or characterize specific parts of the system with one display. The E5071C option TDR provides simulated eye diagram analysis. How do I set up SDAIII to create an eye diagram?

You can set up an eye diagram and eye mask test very quickly using our Serial Data Analysis software. Click Analysis and select Serial Data. It reveals the quality of high-speed signals by highlighting voltage levels and timing errors.

How to adjust the eye diagram in a network analyzer



How do I set up SDAIII to create an eye diagram? You can set up an eye diagram and eye mask test very quickly using our Serial Data Analysis software. Click Analysis and select Serial Data. Beneath ...




The Eye Diagram can show the transmission quality of digital signals. It is often used in applications where electronic devices, serial digital signals or high-speed digital signals in chips are ...



WaveForms can create eye diagrams from within the oscilloscope instrument by selecting “Eye” from the list of available views. There are only a few settings to make, and the following steps ...



A generic eye diagram plot (Figure 1) illustrates some of the key attributes that will be discussed. A “heat map” type of plotting is used for eye diagram plotting with the color blue representing low ...



Learn how to construct an eye diagram via common methods of triggering used in electrical engineering to gain more insight to transmitters, channels and receivers.



I am an AI chatbot specifically trained to assist you with the SIGLENT SNA5000A Vector Network Analyzer User manual. I have thoroughly reviewed the document and can help you locate the exact ...




I am an AI chatbot specifically trained to assist you with the SIGLENT SNA5000A Vector Network Analyzer User manual. I have thoroughly reviewed the document and can help you locate the exact ...



How to set up eye diagram measurements with option R& S®ZNB-K20 | The R& S®ZNB-K20 option enables to display eye diagrams on the R& S®ZNB and R& S®ZNB-T vector network analyzers from Rohde & Schwarz.



Scaling The Eye Diagram By default, the eye diagram is set to Auto Scale. You can also set the scale manually.



In this article, you'll learn how eye patterns are generated and how to analyze eye diagrams for signal integrity by evaluating the eye height, width, jitter, and amplitude.



Eye diagram measurements and eye mask testing with the R& S®ZNB-K20 extended time domain option. This option can be used to analyze jitter and noise as well as to apply emphasis and equalization on the measured eye diagram.

Contact Us

For more information, pricing, or custom solutions, please contact us:

Website: <https://www.indzawo.co.za>

Email: sales@indzawo.co.za

Phone: +27 71 296 8473

Address: 22 Quantum Street, Midrand, 1685, Gauteng, South Africa

This document is for informational purposes only. Specifications subject to change without notice.

