

# How much wiring space should be reserved for the distribution box



## Overview

26 (D), all working spaces must have a minimum Electrical equipment headroom of 2.0 m (6 ft 6 in), measured from the floor or platform to the ceiling or any overhead obstruction like pipes or ductwork. This ensures a worker isn't forced to crouch or work in an awkward. Per NEC 110. While. Choosing the right electrical junction box size is crucial for safety and code compliance in your US projects. This guide helps you determine the correct dimensions based on wire fill capacity, device requirements, and installation environment, ensuring a safe and efficient electrical system. Equipment that may need examination, adjustment, servicing, or maintenance while energized. Making sure there is enough room for conductors and devices installed within standard boxes can be easy if you can remember when to count all for one or one for all. 16 each time I attempted the math, just to make sure. Code Change Summary: Aluminum conductors are now included in Table 312.

## How much wiring space should be reserved for the distribution box



This electrical box fill calculator provides estimates based on standard National ...




The National Electrical Code explains the Maximum Number of Wires that can be installed into a box, otherwise known as Box Fill. This code is based upon the type of box, wires, wire sizes, wire clamps ...



Ensure safe placement: install in dry, accessible areas with good ventilation and at appropriate height (typically ~1.5m). Practice good wiring: secure grounding, neat cable ...



"Getting your distribution box installation right isn't just about passing inspection - it's about sleeping soundly knowing you've eliminated hidden fire hazards that could put your family at risk," explains ...



Making sure there is enough room for conductors and devices installed within standard boxes can be easy if you can remember when to count all for one or one for all. Often, I have just ...



Wireway Depth: The maximum permitted distance for the through (wireway) beyond the front of panelboard is 6 inches, the trough's depth is 12 inches and switchboard's depth is 24 inches.



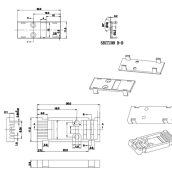
This electrical box fill calculator provides estimates based on standard National Electrical Code (NEC) and Canadian Electrical Code (CEC) requirements. Results should be verified against the most ...



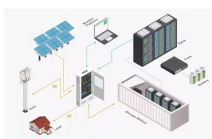
Learn how to calculate the necessary cubic inch volume according to the National Electrical Code (NEC) to accommodate your wiring needs and ...



For large equipment containing overcurrent, switching, or control devices, an entrance to (and egress from) the required working space at least 24 in. wide and 6½ ft high is required at each end of the ...



Per NEC 110.26 (D), all working spaces must have a minimum Electrical equipment headroom of 2.0 m (6 ft 6 in), measured from the floor or platform to the ceiling or any overhead obstruction like pipes or ...



NEC Table 312.6 (A) provides minimum wire-bending space dimensions at terminals and minimum width of wiring gutters. Table 312.6 (A) applies where conductors do NOT enter or leave the enclosure ...



Learn how to calculate the necessary cubic inch volume according to the National Electrical Code (NEC) to accommodate your wiring needs and ensure a professional and safe ...

## Contact Us

For more information, pricing, or custom solutions, please contact us:

Website: <https://www.indzawo.co.za>

Email: [sales@indzawo.co.za](mailto:sales@indzawo.co.za)

Phone: +27 71 296 8473

Address: 22 Quantum Street, Midrand, 1685, Gauteng, South Africa

This document is for informational purposes only. Specifications subject to change without notice.

