


Experiment Report on Relay Protection Devices



Overview

This report presents the theory and application of two ubiquitous protection schemes, overcurrent protection and differential current protection, with the design of experiments and exercises for electrical engineering students. This document outlines various electrical engineering experiments, including the operation of overcurrent relays, testing of circuit breakers, and the study of distance protection relays. The objective of this undertaking is educational, so that students can. Familiarization with different kinds of insulators, fuses, and miniature circuit breakers & Determination of the Time Current Characteristics (TCC) curve of a rewire able fuse & MCB. Emphasizing the quick and automatic response required to manage abnormal conditions in power systems, the report. ge of software modules from ETAP ar ntify and mitigate arc flash hazard an interconnected network for delivering electricity to consumers. It consist that carry electrical power from distance sources to dema lines ion board, substation, battery bank, or other electrical apparatus.

Experiment Report on Relay Protection Devices



The relays are built to be self protecting in the event of an overload until the short circuit protection device is activated. To make a fine adjustment, change the distance between the heater and the heat ...




In this paper we have discussed a various protective schemes with testing electromechanical relay. Through this practical set-up, the students can get familiar with the fundamentals of protection and ...



This document outlines various electrical engineering experiments, including the operation of overcurrent relays, testing of circuit breakers, and the study of distance protection relays.



The experimental results show that this method can effectively analyze the operation characteristics of power system relay protection, and can accurately check whether the relay ...



This report presents the theory and application of two ubiquitous protection schemes, overcurrent protection and differential current protection, with the design of experiments and exercises for ...



In this study, an experimental setup was designed to monitor electrical quantities and protect the system in the event of a fault. The system design employed an energy analyzer to ...



This report addresses the principles and operations of protective relaying systems in electrical power engineering, focusing on their design, reliability, dependability, ...



This lab report investigates the characteristics of current and voltage protective relays under simulated fault conditions, confirming their effectiveness in protecting electrical power systems.




Prepared by Working Group I5 Working Group Assignment presentation of protection and control relaying. The report will identify methodology behind these practices, present issues ...



An undervoltage relay is one that operates when input voltage drops below a predetermined value(dropout value).Undervoltage relays are usually instantaneous devices.If time delays are ...



Example Generator Relay Test Report The relays in this report were tested via a dynamic test method where each element's pickup and timing results are proven by applying a power system simulation at ...



Protective Devices: Zones of protection are defined by the placement of protective devices, such as circuit breakers, relays, and fuses, throughout the power system.

Contact Us

For more information, pricing, or custom solutions, please contact us:

Website: <https://www.indzawo.co.za>

Email: sales@indzawo.co.za

Phone: +27 71 296 8473

Address: 22 Quantum Street, Midrand, 1685, Gauteng, South Africa

This document is for informational purposes only. Specifications subject to change without notice.

