

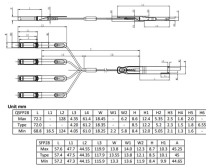
Distribution box circuit breaker diagram



Distribution box circuit breaker diagram



Learn how to read and understand wiring diagrams for breaker boxes to ensure proper electrical configurations and safety measures.



This page contains wiring diagrams for a service panel breaker box and circuit breakers including: 15amp, 20amp, 30amp, and 50amp as well as a GFCI breaker and an isolated ground circuit.



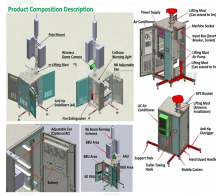
Knowing the components, wiring, and how to read a breaker box diagram can help ensure the safe and efficient distribution of electricity in a building. The GE breaker box, also known as a circuit breaker ...



A detailed diagram of a breaker box, showing its components and how they function to protect electrical systems from overloads and faults.



Find out how to properly wire an electrical panel box with a comprehensive diagram and step-by-step instructions.




Learn how to correctly connect and set up your circuit breaker box with a clear, step-by-step guide for wiring and electrical safety.



It provides an illustration of the distribution of power throughout the breaker box, including the main disconnect switch, neutral and ground bars, and individual circuit breakers. Understanding this ...



That's why having a clear, detailed diagram of your home's distribution board wiring is essential. A distribution board (also known as a service panel or breaker box) is a centralized ...



These three wires enter the meter box and then connect to the main panel. In the following tutorial, we will show how to wire 120V single-phase and 240V split-phase circuit breakers and loads inside a ...



Learn how to read and understand a home breaker box wiring diagram to ensure the safety and functionality of your electrical system.

Contact Us

For more information, pricing, or custom solutions, please contact us:

Website: <https://www.indzawo.co.za>

Email: sales@indzawo.co.za

Phone: +27 71 296 8473

Address: 22 Quantum Street, Midrand, 1685, Gauteng, South Africa

This document is for informational purposes only. Specifications subject to change without notice.

