


## Dimensions of C-shaped steel for cable tray supports



## Dimensions of C-shaped steel for cable tray supports



Dimensions, weight, section properties, and essential data of American wide flange steel beams (W-beams) according to the ASTM A6 standard. Area Moment of Inertia, Moment of Inertia for an Area ...




When fitting cable trays and their accessories, the products are cut on site to create changes of direction, adjust sections, etc. Damage can also occur during handling; as a result, both the ...



These trays are ideal to support large volume of network cables and also assist in providing smooth transition around obstacles.



All fittings are available in sizes and types corresponding to the straight cable tray sections. Elbows - Horizontal and vertical elbows enable directional and elevational changes, ...



With a support span of 20" and a total working load of 80 lbs/ft, a NEMA Class 20B tray rated at 75 lbs/ft will not be adequate. A NEMA Class 20C tray, rated at 100 lbs/ft, will be required.




Our wind certification report provides you with list of acceptable B-Line series cable tray supports, fittings and covers based off of the environmental conditions, cable loading, and type of cable tray in your ...



Here you'll find all American Standard Channel shapes described by the AISC Steel shapes database (V14.1). Sort the table below according to any property and select a CAD file to download using the ...



These trays are ideal to support large volume of network cables ...



Use this c channel sizes chart to look up c channel dimensions, weight, and section properties for American Standard Steel Channels (C shapes). Common searches include C6 channel sizes, C8 ...



An extensive range of fixing designed to secure secondary steel work and building services equipment, such as cable trays, pipework, strengthening steel work to primary steelwork without any need for on ...



We will first explain standard cable tray dimensions used across the industry, then examine how dimensions vary by tray type, and finally show how to ...



We will first explain standard cable tray dimensions used across the industry, then examine how dimensions vary by tray type, and finally show how to calculate and select the correct ...



Heavier gauge steel offer greater load-carrying capacity and are more durable. The width of C channel typically range from 50 mm to 600 mm, while the height ranges from 25 mm to 75 mm. The common ...

## Contact Us

For more information, pricing, or custom solutions, please contact us:

Website: <https://www.indzawo.co.za>

Email: [sales@indzawo.co.za](mailto:sales@indzawo.co.za)

Phone: +27 71 296 8473

Address: 22 Quantum Street, Midrand, 1685, Gauteng, South Africa

This document is for informational purposes only. Specifications subject to change without notice.

