

Core layer switch as a DHCP pool



Core layer switch as a DHCP pool



Below are the dhcp configs for the core switch. "Service DHCP" is enabled. "IP Routing" is enabled on the core switch and the two access switches. These are dummy IP addresses, and the ...




Configure the core switches to function as the DHCP server to assign IP addresses to APs and users. # Configure the function of assigning IP addresses to APs from the wireless management interface ...



Now back to my topic, I was thinking to use one C-3850 switch as DHCP Server and the other C-3850 switch as normal switch. I wanted to use the non-DHCP Server switch to connect my ...



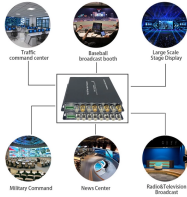
Learn how to configure DNS and DHCP on Cisco switches to simplify network management. This guide covers CLI commands for setting up DHCP pools, excluding addresses, defining default gateways ...




This tutorial explains how to configure, test, and verify a DHCP server on a Cisco switch through a packet tracer example.



Cisco IOS routers and layer 3 switches can be configured as DHCP servers. It's quite easy to do this and in this short lesson, I want to explain to you how to do this and how to verify your configuration.




Small-sized networks usually have DHCP services configured on their Cisco router, while large-sized networks (with multiple VLANs) assign DHCP services to their backbone layer-3 switch ...



Now back to my topic, I was thinking to use one C-3850 switch as DHCP Server and the other C-3850 switch as normal switch. I wanted to use the ...



Setting up DHCP pools on a Layer 3 switch involves a series of configurations that ensure devices within each VLAN are dynamically assigned correct IP addresses, default gateways, and ...



Cisco IOS routers and layer 3 switches (eg, 3650) can be configured as a DHCP server.

Contact Us

For more information, pricing, or custom solutions, please contact us:

Website: <https://www.indzawo.co.za>

Email: sales@indzawo.co.za

Phone: +27 71 296 8473

Address: 22 Quantum Street, Midrand, 1685, Gauteng, South Africa

This document is for informational purposes only. Specifications subject to change without notice.

