


Constructing a Spectrometer



Constructing a Spectrometer




This task consists of building a spectrometer using the grating handed out in class. You will need a paper towel tube, tape, and some stiff paper or thin cardboard.



Look through the spectrometer, placing the grating end near your eye and pointing the open end toward a bright light source. The rainbows you see will look like circles all smeared out.



Objective: As every element gives off a different spectrum of light when heated, you will build a spectrometer to compare the spectra of several sources of light.



In this learning path, you will learn how to build a spectrometer. Spectroscopy is a non-invasive technique and one of the most powerful tools available to study tissues, plasmas and materials. The ...



Designing a 3D-printed optical spectrometer using a diffraction grating and open-source software. I recently worked on an interesting project where I needed to figure out how a certain material absorbs ...



In these pages, we offer you information to build a homemade spectrometer capable of emulating the ones you can find in technical laboratories (with, of course, a lower precision) that enable you to try ...



This hands-on experience allowed me to construct my own DIY spectrometer and analyze light spectra firsthand. Here's a recap of my experience. How your spectrometer should look like




This instructable teaches you how to build a low-cost spectrometer using simple materials, such as a 100 W light bulb, a light-dependent resistor, a prism or grating, and a curtain. ...



Learn how to make your own homemade spectrometer using simple materials. Use light to analyse substances! Part of >150 free science experiments.



With this low-cost spectrometer, you can perform various simple and interesting experiments right from your house. Hope you enjoyed this Instructable and it has inspired you to build your own DIY Low ...



SpectrometryTechnologyElectrical
SchematicPractical RealizationArduino
LibraryDirect Management by PCConclusionIn
order to build a spectrometer, we need something
to illuminate the object under analysis, and
something capable of catching the reflected light
from the object. It's not mandatory to have a
collimated ray of light, like a laser, but a normal
beam works fine, even with a certain angular
opening. Producing this kind of light is easy
enough: a LED ...See more on open-electronics
stevetheengineer

Contact Us

For more information, pricing, or custom solutions, please contact us:

Website: <https://www.indzawo.co.za>

Email: sales@indzawo.co.za

Phone: +27 71 296 8473

Address: 22 Quantum Street, Midrand, 1685, Gauteng, South Africa

This document is for informational purposes only. Specifications subject to change without notice.

