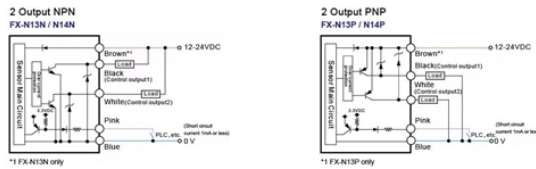


# Configuration of Netgear Core Switch



## Overview

This manual provides information about the CLI commands used to configure the switch and the stack. Ask the system administrator to determine whether you configure the switch for in-band or out-of-band. How to configure routing VLANs with shared Internet access on a NETGEAR fully managed switch?

- NETGEAR Support Support / Enterprise / Knowledge Base / Configuration / How to configure routing VLANs with shared Internet access on a NETGEAR fully managed switch?

How to configure routing VLANs with. This article describes how to configure a VLAN on a NETGEAR fully managed switch. NETGEAR's Pro AV solutions are engineered specifically for AV over IP with out-of-the-box support for every networked AV solution. Configuring Multiple VLANs with Internet Access Router IP: 192. 0. Where permitted by law, by using this device, you are agreeing to NETGEAR's Terms and Conditions at <https://www.>, NETGEAR, and the NETGEAR Logo are.


## Configuration of Netgear Core Switch




This article describes how to configure a VLAN on a NETGEAR fully managed switch. Note: The steps and screenshots in this article apply to NETGEAR fully managed switches running ...



The initial switch configuration is performed through the console port. After the initial configuration, you can manage the switch either from the already-connected console port or remotely through an ...



This article describes how to configure routing VLANs with shared access to the Internet on a NETGEAR fully managed switch. In this example, there are three VLANs configured on the switch:



Some Netgear Switching useful commands Last updated: Jun 27, 2024 Configuration Switch models: Netgear M4300-28G, GS724TPv2 Commands Privileged EXEC mode: ... Global config mode: ... Get ...



In this example configuration, the network consist of the switches and port connections that are listed in the table and that are also used in the example configuration procedure that follows.



Find setup help, user guides, product information, firmware, and troubleshooting for your M4350 Fully managed switch on our official NETGEAR Support site today.



Log in and configure the switch. You can log in and configure the switch through the out-of-band (OOB) port (which is also referred to as the service port), through any Ethernet network port, or through a ...



Up to 3% cash back. We will go through where to download the Engage controller and the installation process and how to discover your switch. ...



We will go through where to download the Engage controller and the installation process and how to discover your switch. There is also a brief walkthrough of the "Devices" where we can ...



Below is the reference design for two redundant core switches using M4500-48XF8C. This two-switch, redundant core setup would be an ideal configuration for small and mid-sized businesses.



In this guide we will be going over how to configure multiple VLANs with routing so that each VLAN has Internet access. We will be using a M4300-8X8F as the core switch with two M4250-8G2FX-PoE+ ...

## Contact Us

For more information, pricing, or custom solutions, please contact us:

Website: <https://www.indzawo.co.za>

Email: [sales@indzawo.co.za](mailto:sales@indzawo.co.za)

Phone: +27 71 296 8473

Address: 22 Quantum Street, Midrand, 1685, Gauteng, South Africa

This document is for informational purposes only. Specifications subject to change without notice.

