

## Checking the aggregation status of the switch




### Overview

Use the entstat command to troubleshoot IEEE 802. where device is the Link Aggregation device. This will also make a best-effort determination of the status of the progress of LACP based on the LACPDUs received from the switch. This process, also known as link aggregation or LAG (Link Aggregation Group), is essential for optimizing network performance and ensuring high availability for critical applications. mode lacp-static If the remote device is also a Huawei device and the link. This manual provides detailed instructions for the installation, operation, and maintenance of the Ubiquiti Networks UniFi Aggregation Switch, model USW-Aggregation.

## Checking the aggregation status of the switch



Enter command option 3 from the Network Link Aggregation Setup commands menu to check the network link aggregation status. During the status check a list of all the active ports is displayed.



To configure an aggregate, simply choose the ports to be aggregated by checking their respective boxes (under Switching > Monitor > Switch Ports page) and then select the Aggregate ...



Observe the Status LED for boot-up sequence and operational status. All advanced configurations, monitoring, and firmware updates for the USW-Aggregation are performed via the UniFi Network ...



Webt Cabling

This document describes how to troubleshoot Link Aggregation Control Protocol (LACP) on Nexus 9000 cloudscale family.



Step 5: To verify your configuration, select Monitor > Aggregation > Status and check if the configured ports and aggregated ports are correct, with the correct LACP mode



This article provides a comprehensive explanation of link aggregation — covering LACP, static vs dynamic link aggregation, and MLAG (Link Aggregation Plus) — along with real ...



The following CLI commands can be used to check the ports and LAG (Link Aggregation Group) status. Example of LACP operational information when ports are up and in the LAG.



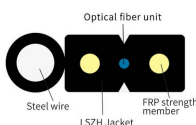
It provides a step-by-step guide on configuring LAG, including checking port status, ensuring loop guard is inactive, and setting up the link aggregation through the switch's settings menu.




Run the display this command in the Eth-Trunk interface view to check whether the link aggregation mode is consistent. The Eth-Trunk becomes Up only when both ends of the Eth-Trunk use the same ...



Once you've configured port aggregation on your UniFi switch, it's crucial to verify that the setup is operational and functioning correctly. Proper verification ensures that your network benefits ...



Port aggregation is not supported on most UniFi Gateways; it is only supported on the EFG, UXG Enterprise, UDM Pro, UDM SE and UDM Pro Max. Because of this, you should not aggregate two ...



The output shows that all member ports in the local aggregation group are in the Selected state. The Selected states of the local member ports are not affected by the Selected states of the peer member ...



If the Link Aggregation remains on this status for longer than one minute, verify that the switch is correctly configured. For instance, you should verify that LACP is enabled on the ports.

## Contact Us

For more information, pricing, or custom solutions, please contact us:

Website: <https://www.indzawo.co.za>

Email: [sales@indzawo.co.za](mailto:sales@indzawo.co.za)

Phone: +27 71 296 8473

Address: 22 Quantum Street, Midrand, 1685, Gauteng, South Africa

This document is for informational purposes only. Specifications subject to change without notice.

