

Can relay protection devices be adjusted



Overview

Protective relays and circuit breakers have adjustable settings (e., pickup current, time delay). Power System Engineer configure these settings based on system characteristics, load types, and fault current levels. Fine-tuning ensures proper coordination. PSM – Plug Setting Multiplier (Current Setting Multiplier) What is PSM?

2). Over time, as power networks evolve and system conditions change, it becomes necessary to update and adjust relay settings to maintain the desired level of coordination and. Abstract— Adaptive relaying utilizes the continuously changing status of the power system as the basis for online adjustment of the power system relay settings. Protective devices ensure the reliable operation of the system by sensing faults, surges, or any abnormal condition and according to the severity takes the right decision at. Motor protection schemes should cause minimum process downtime while providing adequate protection. These schemes should allow operators to maximize process availability. This paper presents methods to set the thermal. A protective relay is an intelligent device that senses abnormal electrical

conditions, such as overcurrent, under-voltage, or frequency deviations.

Can relay protection devices be adjusted



Learn how to set overcurrent protection relay settings with a clear, step-by-step guide. Understand pickup settings, time dial selection, coordination methods, and best practices for reliable ...




The protection setting is the key to determine the correct action of the relay protection, which directly affects the action of the protection device. The autom



Thermal protection settings of electric motors can often be challenging to set in a way that maximizes motor availability while providing adequate protection. This paper describes the thermal element that ...



Over time, as power networks evolve and system conditions change, it becomes necessary to update and adjust relay settings to maintain the desired level of coordination and ...



Depending on the design, it may reset automatically or require manual intervention, ensuring preparedness for future fault detection and ...



These analytic methods empower relay protection engineers with the knowledge to pre-emptively adjust settings based on evolving trends and operational conditions.




The fault can be located upstream or downstream of the relay's location, allowing appropriate protective devices to be operated inside or outside of the zone of ...



Protection relays employ a wide range of configurable parameters to identify defects & trip the breaker in a controlled & selected manner. Understanding each setting facilitates proper relay ...



Adaptive relaying considers the fact that the status of a power system can change. These include system configuration changes, load effect, cold load pickup, end-of-line protection, transformer ...



Protective Devices: Zones of protection are defined by the placement of protective devices, such as circuit breakers, relays, and fuses, throughout the power system.




To configure protective devices such as making a relay setting, having all the consideration of the fault severity and decision-making time, it is important to know parameters, ...



Time and current settings of IAC relays are made by selecting the proper current tap and adjusting the time dial to the number which corresponds to the characteristic required.



Calibrate protective relays accurately by following step-by-step tests, using proper tools, and recording results to ensure safety and system reliability.



Proper coordination ensures that protective devices (such as relays, fuses, and circuit breakers) operate in a coordinated manner during faults. If a fault occurs, the nearest protective ...

Contact Us

For more information, pricing, or custom solutions, please contact us:

Website: <https://www.indzawo.co.za>

Email: sales@indzawo.co.za

Phone: +27 71 296 8473

Address: 22 Quantum Street, Midrand, 1685, Gauteng, South Africa

This document is for informational purposes only. Specifications subject to change without notice.

