

Automatically shut down the power distribution box





Overview


To schedule Windows to auto shutdown, using a command: 1. Simultaneously press the Windows + R keys to open Run command box. 2. Type shutdown -s -t 2400 then click OK. ** Notes: 1. The number "24.





Automatically shut down the power distribution box

	<p>This is a bit late, but I connect the UPS to a USB port on my NAS and configure the NAS to shutdown automatically if there's a prolonged power outage. I also configure the NAS to broadcast a shutdown ...</p>
---	--

	<p>To enable to Auto Power Down setting, you would press the Menu button, scroll down to the Settings & Support option. In that Settings menu, there is a Preferences option and the Auto ...</p>
---	---

	<p>Setting up an automatic power shutdown for your computer will save money and help the environment. Anyone can set it up at home or at the office in a few minutes. Here are 5 easy ways to ...</p>
---	---

	<p>Now that we have configured Windows to start itself, it's time to configure how to let it shut down at a time of your choice. To do this, we are going to leverage the built-in tool called ...</p>
---	--

	<p>During a power disturbance, PowerChute software allows you to remotely shutdown your connected critical devices, preventing potential data loss or corruption. ...</p>
---	---



To prevent files from being damaged or lost due to unexpected power loss, a UPS needs to be connected in front of the Linux BOX. The bash script here is to automatically shut down the Linux ...



How To Schedule Automatic Shut Down on Windows PC This tutorial will show you three ways to Schedule Automatic Shutdown in Windows 10.



This will allow your device to cool down for a long time and will also improve its performance. In this tutorial, we will show you 3 ways to schedule the automatic shutdown of your ...



Do you want your Windows 11 PC to automatically turn off at or after the specified time? It's quick and easy to do that. I'll show you several methods—including a keyboard shortcut one—to ...



Incorrect or misconfigured power settings can cause Windows to shut down unexpectedly. To troubleshoot this issue, start by reviewing your current power options and making ...



Can anyone please explain how and what should be configured to automatically shutdown a server that is connected to a Smart UPS 3000, 1000, 1500, 2200 (with serial connection) ?

Contact Us

For more information, pricing, or custom solutions, please contact us:

Website: <https://www.indzawo.co.za>

Email: sales@indzawo.co.za

Phone: +27 71 296 8473

Address: 22 Quantum Street, Midrand, 1685, Gauteng, South Africa

This document is for informational purposes only. Specifications subject to change without notice.

